

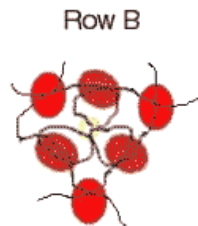
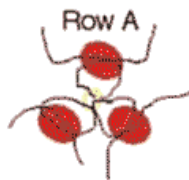
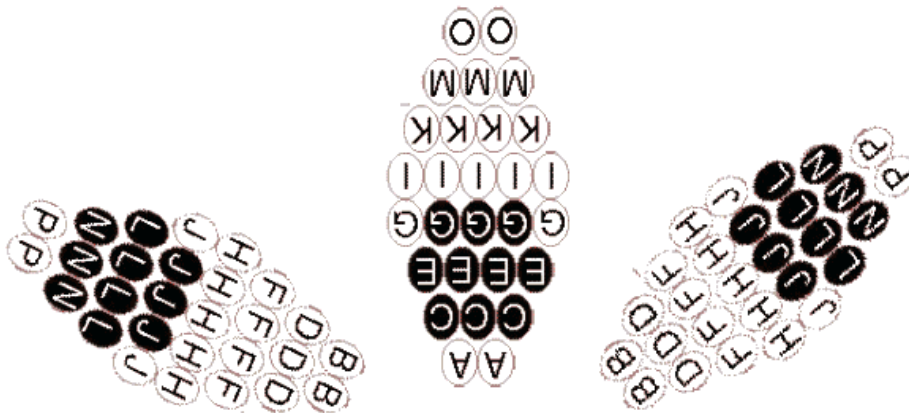
Margo's Beadie Critter Collection

www.beadiecritters.com

3D Soccer Sportz Ball

designed by Margo Mead

Level: Advanced



Materials:

- 4 yards black cord or plastic lacing, cut into 3--1 1/3-yard--pieces
- 108 white pony beads
- 60 black pony beads

Instructions:

Begin--Attach 3 strands of cord to a hook or keyring.

Row A: Add 2 beads at a time to 3 pair of strands.

Row B: Continue, add 2 beads at a time to 3 pair of strands (see Row B

illustration).

- Row C: Continue, add 3 beads at a time.
- Row D: Continue, add 3 beads at a time.
- Row E: Continue, add 4 beads at a time.
- Row F: Continue, add 4 beads at a time.
- Row G: Continue, add 5 beads at a time.
- Row H: Continue, add 5 beads at a time.
- Row I: Continue, add 5 beads at a time.
- Row J: Continue, add 5 beads at a time.
- Row K: Continue, add 4 beads at a time.
- Row L: Continue, add 4 beads at a time.
- Row M: Continue, add 3 beads at a time.
- Row N: Continue, add 3 beads at a time.
- Row O: Continue, add 2 beads at a time.
- Row P: Continue, add 2 beads at a time.

At end of pattern, gather all 6 strands of cord and tie them in a big overhand knot. Leave about 2" on ends and cut.